



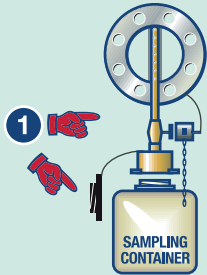
SINGAPORE STANDARD SS600 (AMENDED) - SAMPLING PROCEDURES (KEY STEPS)

CHIEF ENGINEER OF VESSEL


CARGO OFFICER OF BUNKER TANKER

Chief Engineer should check and ensure that SS600's sampling procedures are carried out.

BEFORE BUNKERING



1 **Inspect** sampling equipment and **Ensure** sampling container is clean.

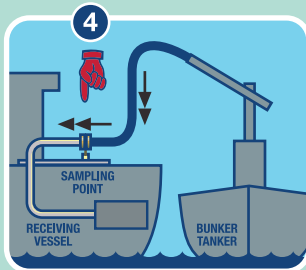


2 **Seal** sampling container.

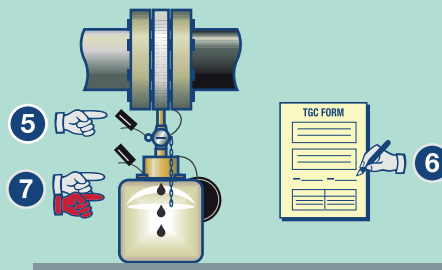


3 **Record** sampling container seal number in the Tank Gauging / Calculation (TGC) form.

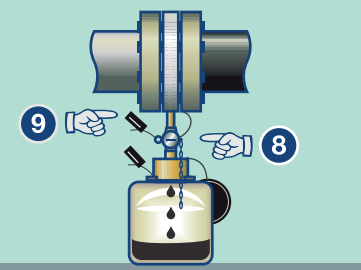
DURING BUNKERING



4 **Ensure** sampling starts simultaneously with the bunkering operation.

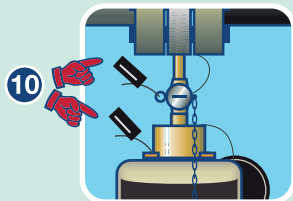


5 **Seal** needle valve at the commencement of bunkering.
6 **Record** needle valve seal number in the TGC

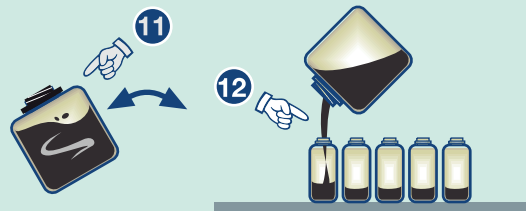


7 **Check** continuous drip sample is taken throughout bunkering operation.
8 **Adjust** needle valve if necessary.
9 **Reseal** needle valve, if adjusted, and **Record** the new seal number in the TGC form.

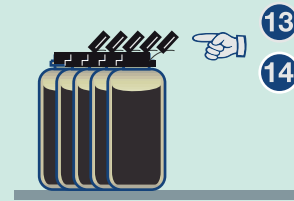
AFTER BUNKERING



10 **Confirm** that the seals of both the sampling container and the needle valve are not tampered with.



11 **Shake** or **Stir** the sampling container to promote homogeneity.
12 **Pour** the sample into 4 (or 5 if a testing lab is engaged) sample bottles making 3 or 4 passes to fill each bottle in turn.




13 **Tighten** sample bottle cap on sample bottle neck.
14 **Seal** the sample bottles with uniquely numbered security seals through the aperture on the cap and the opposite aperture on the bottle.



15 **Record** the seal numbers in the sample labels.
16 **Check** the sample labels for complete information.



17 **Paste** the sample labels on the sample bottles in the presence of both parties.
18 **Sign** the sample labels.



19 **Record** the seal numbers in the Bunker Delivery Note (BDN).

IMPORTANT NOTES

- DO NOT SIGN ANY SAMPLE LABELS PRIOR TO THE COMPLETION OF THE BUNKERING AND SAMPLING OPERATIONS.
- DO NOT SIGN EXTRA SAMPLE LABELS.
- AN ADDITIONAL SAMPLE SHALL BE COLLECTED FOR THE TESTING LABORATORY, IF ENGAGED, MAKING IT A TOTAL OF 5 SAMPLES FOR THE OPERATION.
- RECORDING OF THE SAMPLE SEAL NUMBERS IN THE BDN IS IMPORTANT. FAILURE TO DO SO, THE AUTHENTICITY OF THE SAMPLE CANNOT BE VERIFIED.
- COUNTER SEALS, IF USED, SHALL BE RECORDED IN THE SAMPLE LABELS AND BDN.